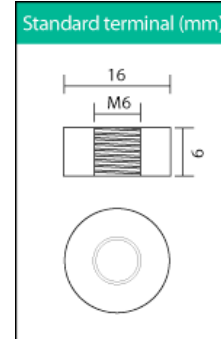
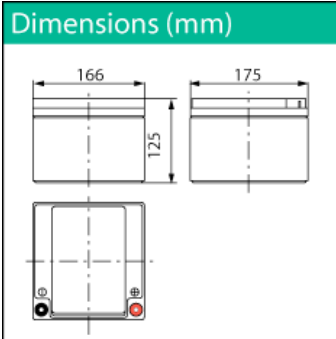


CPH 28-12I



Highrate battery



Nominal voltage	12 V	
Nominal Capacity (20HR, 20°C):	28 Ah	
Internal resistance	Approx. 10 m Ω	
Maximum charging current	8,4 A	
Maximum discharge current	420 A (5 sec.)	
Operating temperature range	-20°C ~ 50°C	
Float use/ cycle use	13,6 - 13,8V/ 14,5 – 14,9V	
Expected life (20°C)	3 – 5 years in float charging	
Standard terminal	Threaded insert 6 mm	
Housing material	ABS FR GLASS HB	
Dimensions	length	166 mm
	width	175 mm
	height	125 mm (±1 mm)
Approx. Weight	9 kg	
Packing	1 pc/box	

Typical applications:

- UPS systems
- Telecommunication systems
- Solar
- Security systems
- Start boosters
- Mopeds
- Water scooters

- Valve Regulated Maintenance Free
- High current drain grid being resistant to corrosion by virtue of a lead-calcium alloy
- Absorbent Glassmat Technology
- Classified as non- spillable and Non Dangerous goods by IATA, FAA, ADR, IMDG
- Can be discharged or stored in any position without leakage.
- Cannot be charged while the terminal is downward.

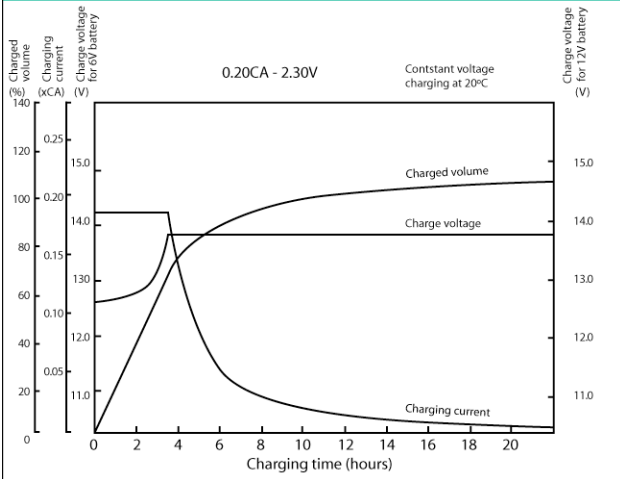
Constant Current Discharge Characteristics (A, 20°C)

F.V/TIME	5min	10min	15min	30min	60min	3h	5h	10h	20h
9.60V	108	68.0	50.0	29.5	19.0	7.11	4.87	2.64	1.42
10.2V	103	64.6	48.0	28.3	18.2	7.00	4.80	2.62	1.41
10.8V	96.4	60.7	45.6	26.9	17.3	6.86	4.70	2.60	1.40

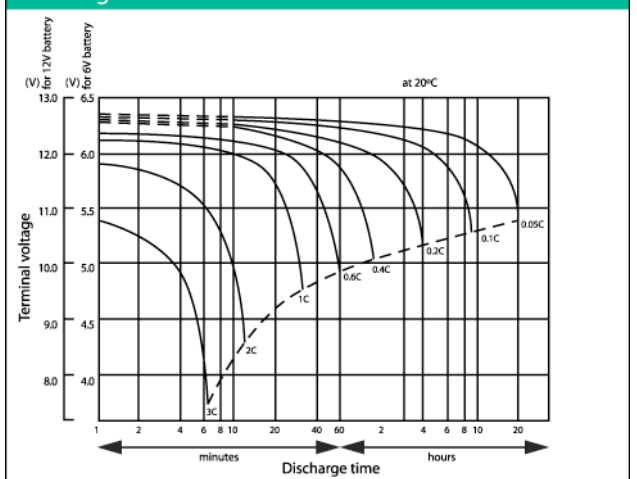
Constant Power Discharge Characteristics (Watt, 20°C)

F.V/TIME	5min	10min	15min	30min	60min	3h	5h	10h	20h
9.60V	1205	767	570	338	220	84.4	58.2	31.7	17.1
10.2V	1145	729	547	325	211	83.2	57.3	31.4	16.9
10.8V	1076	685	520	308	201	81.5	56.2	31.4	16.8

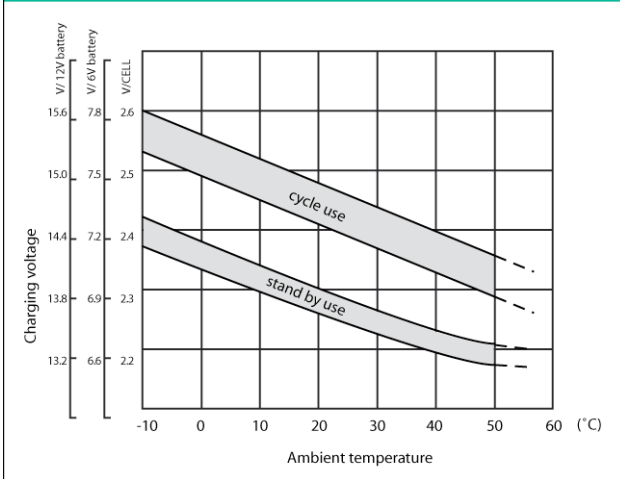
Charging characteristics



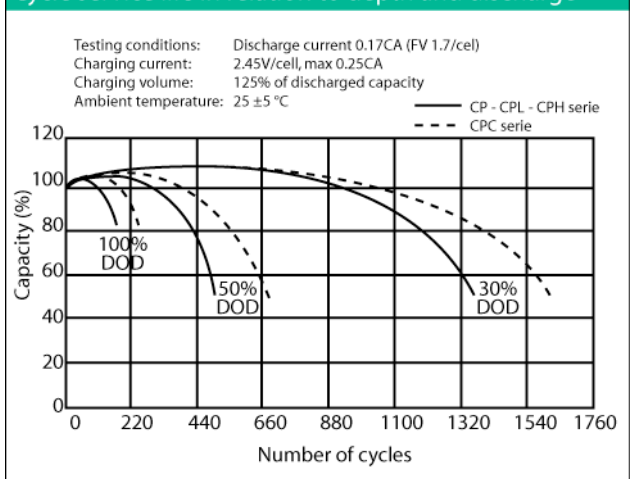
Discharge characteristics curves



Relationship between charging voltage and temperature



Cycle service life in relation to depth and discharge



Models available

Model	capacity (Ah)	Dimensions (mm)	weight
5 - 12	5	90 x 70 x 107	1.8 kg
6 - 12	6	151 x 52 x 99	1.92 kg
9 - 12L	9	151 x 65 x 100	2.6 kg
28 - 12I	28	166 x 175 x 125	9 kg
28 - 12IA	28	165 x 125 x 182	9.5 kg